







Thames21 SuDS projects

Grovelands Park Stormwater Low Flow Wetland Diversion - Concept Plan

04.11.13

Low flows from the stormwater sewers from Branscombe Gardens and Seaforth Gardens will be diverted through planted swales and a wetland area in order to naturally remove a lot of the pollutants that are washed off roads, driveways and roofs.

The cleaned water will either soak into the ground as it would in nature or return to the brook at the bottom of the valley.

-  new diversion chamber
-  bunding using excavated soils
-  conveyance and treatment swale
-  mitred concrete headwall outlet with boulder protection
-  new 150mm diameter pipe link
-  proposed wetland area



**Robert Bray
Associates**

Sustainable Drainage Consultants
Landscape Architects



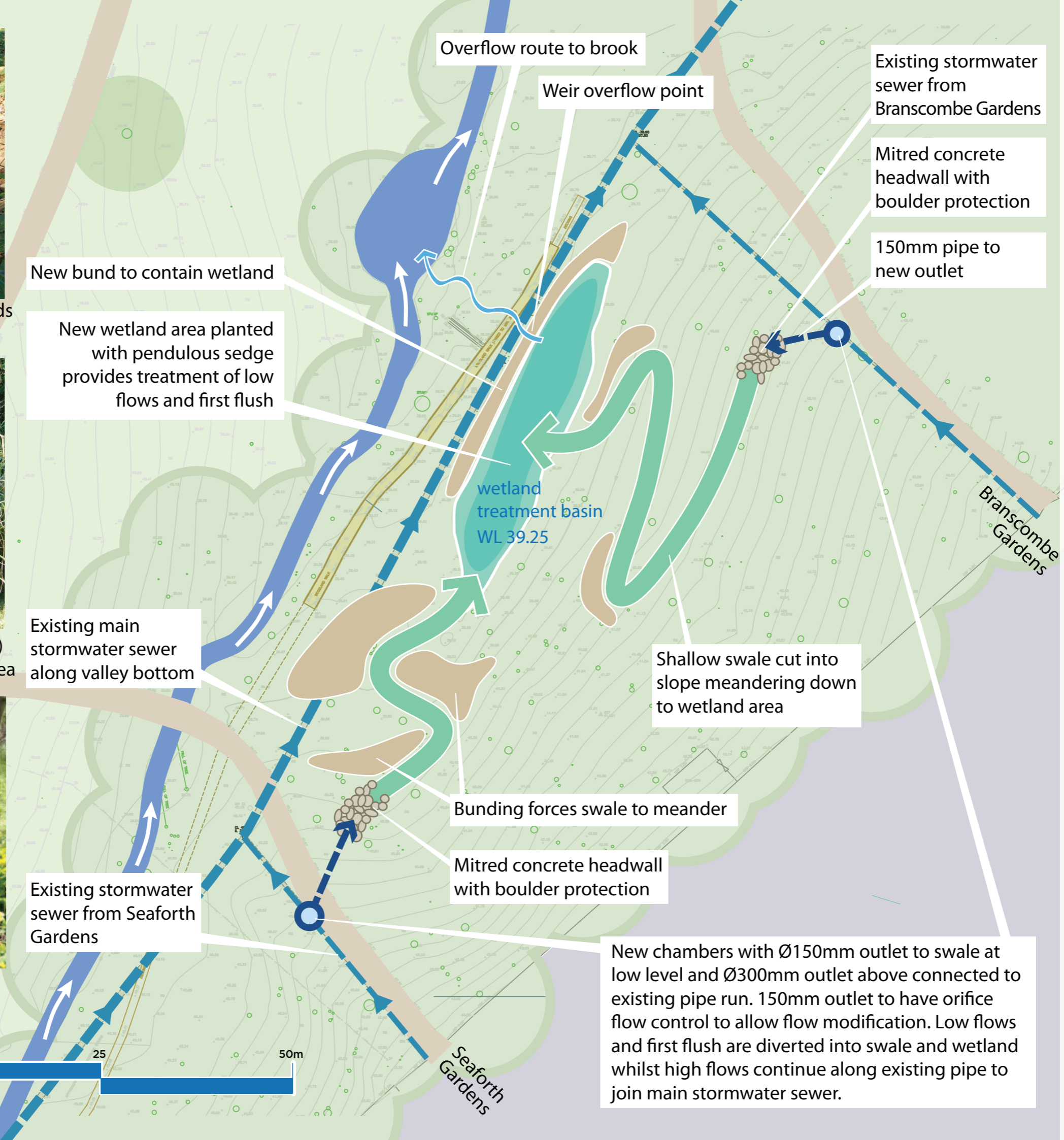
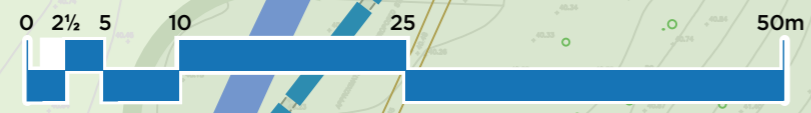
Boulder erosion protection blends in to surroundings



Carex pendular (Weeping Sedge) will be planted in the wetland area



Swale running through trees



New chambers with Ø150mm outlet to swale at low level and Ø300mm outlet above connected to existing pipe run. 150mm outlet to have orifice flow control to allow flow modification. Low flows and first flush are diverted into swale and wetland whilst high flows continue along existing pipe to join main stormwater sewer.



Thames21 SuDS projects

Grovelands Park
Stormwater Low Flow
Wetland Diversion -
Context Plan

04.11.13



**Robert Bray
Associates**

Sustainable Drainage Consultants
Landscape Architects